

OUR COMMUNITY: IN FOCUS

ARTS AND CULTURE

EVENT ATTENDANCE, Springfield Regional Arts Council

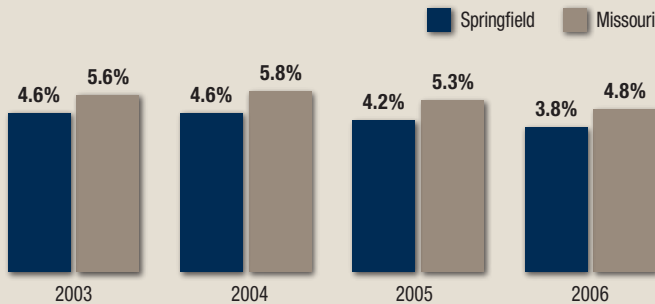
- 2003: 96,900
- 2004: 63,170
- 2005: 81,440

BUDGET, Springfield Regional Arts Council



BUSINESS AND ECONOMIC CONDITIONS

UNEMPLOYMENT RATE




PER CAPITA INCOME

- 2003: \$25,840—Springfield, \$31,484—U.S.
- 2004: \$27,012—Springfield, \$33,050—U.S.

CITIZEN PARTICIPATION

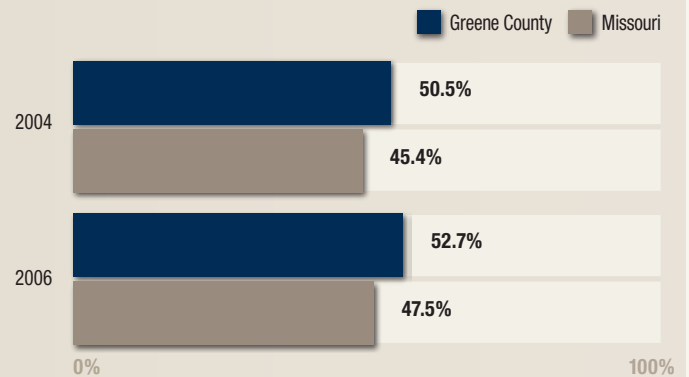
VOLUNTEERS: Junior League of Springfield, Springfield Public Schools and United Way



- Registered voters, Greene County, 2006: 184,756

COMMUNITY HEALTH

MOTHERS ON MEDICAID, as percentage of live births



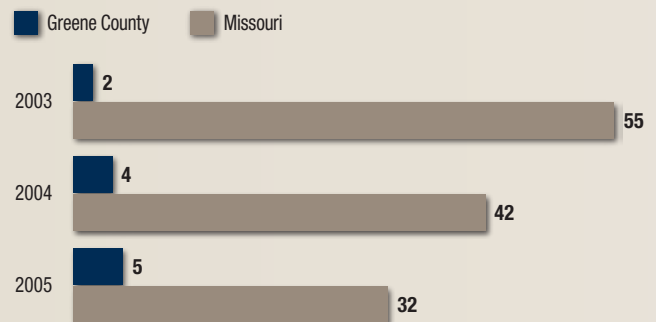
- Overweight middle school students, Springfield 2006: 37%
- Total employment in health care: 30,000
- Economic impact of health care: \$4.5 billion

EARLY CHILDHOOD

CHILD ABUSE/NEGLECT (substantiated/per 1,000 children)

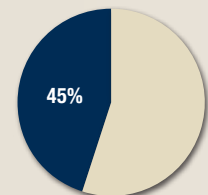
- 2003: 10.9—Greene County, 6.8—Missouri
- 2005: 8.5—Greene County, 5.7—Missouri

CHILD FATALITIES DUE TO ABUSE/NEGLECT



HEAD START CHILDCARE CENTERS

- Head Start centers account for 45% of accredited Greene County childcare programs.




EDUCATION

TEACHER SALARIES

- 2000: \$32,278—Greene County, \$34,230—Missouri
- 2005: \$33,162—Greene County, \$39,070—Missouri

HIGH SCHOOL GRADUATES ENTERING COLLEGE

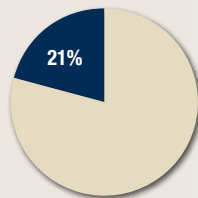


- 2007 Springfield Public School students who qualify for free and reduced lunch program: 43.5%

HOUSING

- Median home sale price, 2006, Springfield: \$124,800
- Median home sale price, 2006, U.S.: \$221,900
- Income needed for median home: \$43,000

- Springfield households making less than \$15,000: 21%



- Children served by homeless shelters nightly: 300

NATURAL ENVIRONMENT

E-WASTE FROM COMPUTERS AND OTHER ELECTRONICS



WATER QUALITY, indicated by phosphorus discharge, lbs/day



PUBLIC ORDER AND SAFETY

PROPERTY CRIME



VIOLENT CRIME



JUVENILE OFFENSES, referrals to court

- 2002—3,384
- 2003—2,901
- 2004—2,765
- 2005—2,346

POLICE RESPONSE TIME, in minutes

- 2002—6.70
- 2004—8.92
- 2006—8.73

RECREATION, SPORTS AND LEISURE

- Parks: 3,600 acres in 90 parks
- YMCA financial assistance to families: over \$1 million in 2006
- Community Olympic Development Program: One of eight in U.S.
- Professional sports: baseball, tennis, indoor football, golf

TRANSPORTATION

- Roadway capital improvement spending, 2000–06: \$425 million
- Bus ridership, 2001: 1.5 million rides 2006: 1.9 million rides
- Air passengers, 2000–06: 25% increase
- Greenways trails: 60 miles